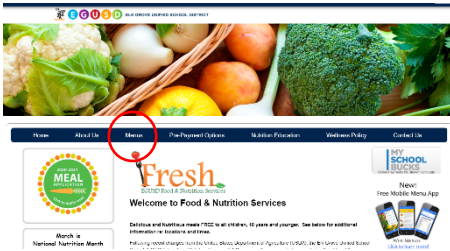


EGUSD Food & Nutrition Services Online Ordering Instructions - Independent Learning Students

Please note: An order must be placed for each student!

1. Visit www.egusdschoolmeals.com and click on menus.

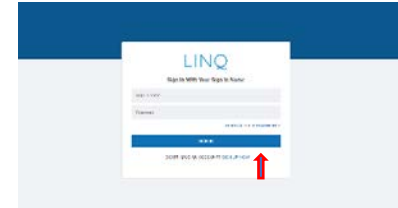


2. Scan or click the Online Meal Ordering link to be transferred to the online ordering page.

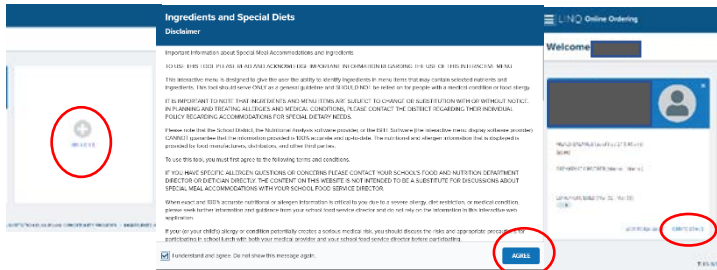


[Click Here](#) for directions to Rio Cazadero HS
[Directions](#) for using online ordering system

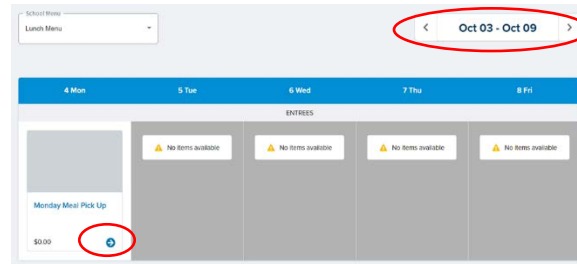
3. Set up an account.



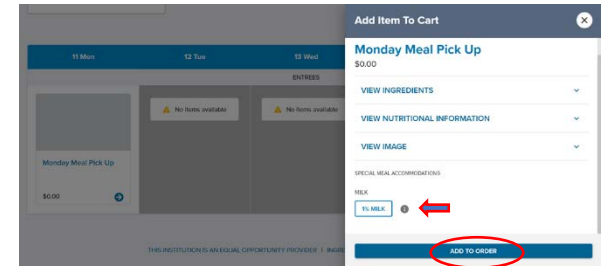
4. Add your students to your account. You will need your student(s)' district ID number. A disclaimer will appear; click "Agree". Once student(s) are added, click "Order Meals."



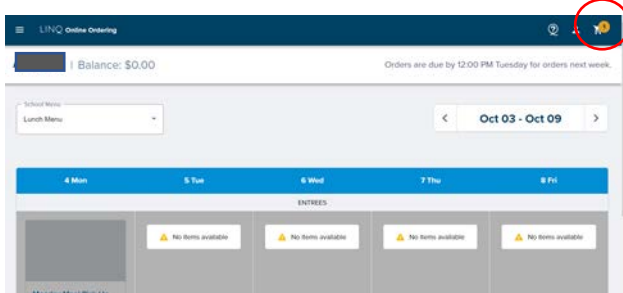
5. Scroll through the dates on the right in order to select the week you want to order for. Then click the blue arrow at the bottom left of the screen.



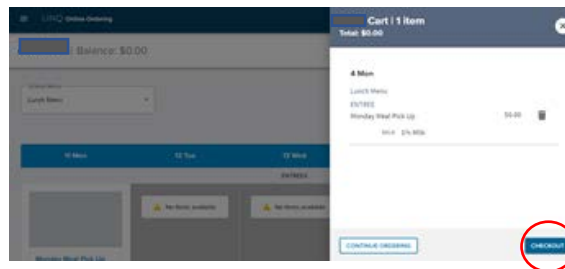
6. Select if you would like milk with meals and click "Add to Order."



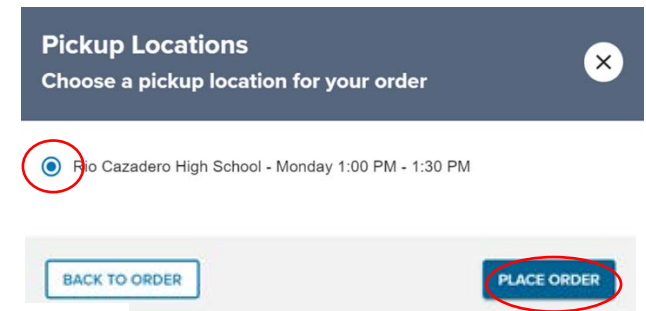
7. Click the cart in the upper right-hand corner.



8. Review cart and click "Checkout."



9. Select the pick-up location and click "Place Order." You will then receive a confirmation email.



For support, please contact EGUSD FNS at (916) 686-7735